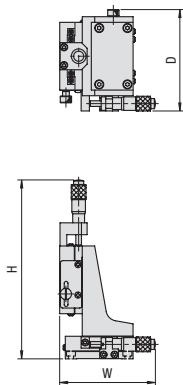
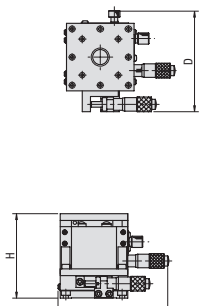


XYZLSGPWGのD寸の寸法引出線訂正

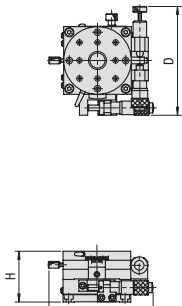
■①XZPG
(X軸+Z軸)



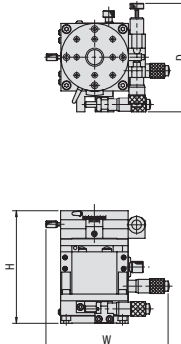
■②XZLPG
(X軸+水平面Z軸)



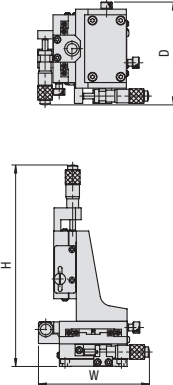
■③XRPG
(X軸+回転)



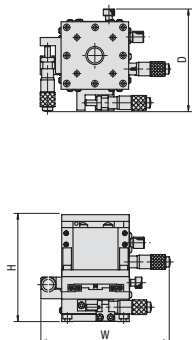
■④XZLRPG
(X軸+水平面Z軸+回転)



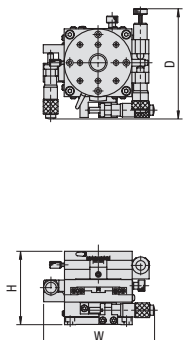
■⑤XYZPG
(XY軸+Z軸)



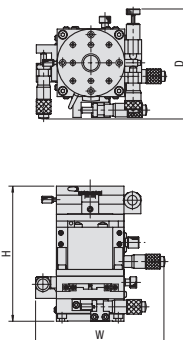
■⑥XYZLPG
(XY軸+水平面Z軸)



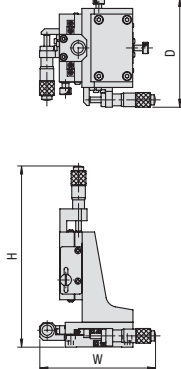
■⑦XYRPG
(XY軸+回転)



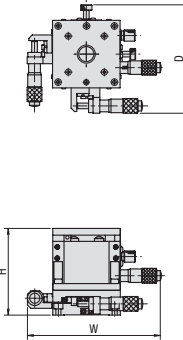
■⑧XYZLRPG
(XY軸+水平面Z軸+回転)



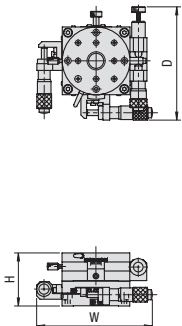
■⑨XYZSPG
(薄型XY軸+Z軸)



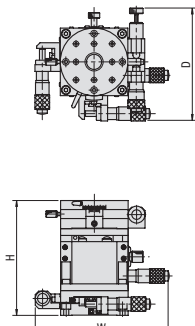
■⑩XYZLSPG
(薄型XY軸+水平面Z軸)



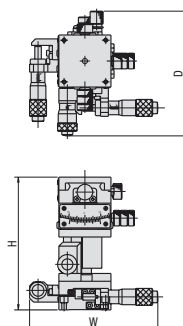
■⑪XYRSPG
(薄型XY軸+回転)



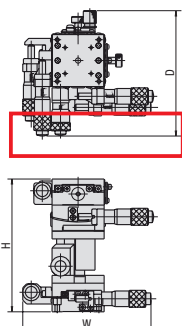
■⑫XYZLRS PG
(薄型XY軸+水平面Z軸+回転)



■⑬XYZLSGFWG
(薄型XY軸+水平面Z軸+アリ溝式ゴニオ(2軸))



■⑭XYZLSGPWG
(薄型XY軸+水平面Z軸+クロスロー式ゴニオ(2軸))



⚠️サイズにより形状が異なりますので詳細はCADデータでご確認ください。

<訂正用>

